

Datasheet

pH sensor S-302 PET 190 μm

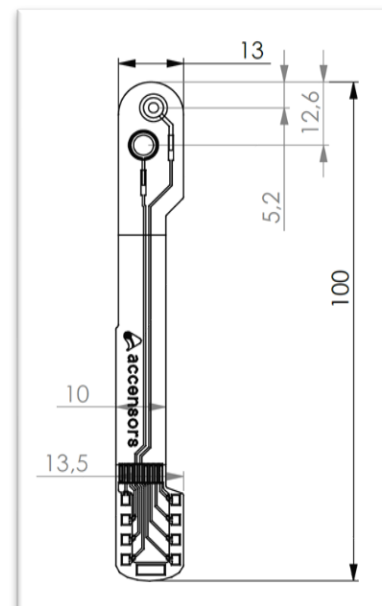
Foil sensor for pH monitoring pH 5.5 – pH 10

The S-302 is a foil sensor with electrodes for electrochemical determination of pH of samples. The accensors pH-sensor consists of two electrodes (a pH-sensitive and a non-sensitive Ag/AgCl reference electrode) on a transparent PET foil. The readings are taken by measuring the open circuit potential/voltage between both electrodes. Potential (E) and pH have a linear relationship (between the operating range of pH 5.5 to pH 10) so the pH of an unknown analyte solution can be calculated using the pre-determined slope and an offset E value (E_0 determined by measuring the potential in a calibration buffer of known pH). The reference electrode and overall sensor can be used in analytes with different chloride concentrations thanks to a solid-state electrolyte layer. Once used, the sensor must be kept hydrated for further application and not allowed to dry out.

The foil carrier is made of transparent PET material and the sensor is flexible, although care should be taken not bend the electrode spots. A connection between sensor and measurement electronics can be established via accensors connect or ZiF-connector. Contact pads are covered with an oxidation protection. The data given refers to the use of the sensor in combination with the ACO accensors D-300 measurement device and our accensors iOS application. The measuring output will display the measured potential (in mV) or if the sensor is calibrated (one-point software calibration at 21 °C or two-point at other temperature) output can be given as pH.



Technical Data	
Dimensions L x W x H in mm	100,0 x 13,0 x 0,2
Accuracy (in buffer solutions)	+/- 6 mV (0.01 pH)
Potential response (at 21 °C)	54.8 mV per pH +/- 0.1
Set-up time (time till stable output)	30 min
Response time (t_{90})	< 20 sec
Sensor drift	10 mV (0.2 pH) in first 24 hrs
Lifetime (in use)	7 days
Lifetime (in storage)	3 months
Storage temperature	10 °C - 20 °C
Storage humidity	35 % RH - 60 % RH
Measuring environment	
Temperature	18 °C - 25 °C
Operating pH range	5.5 – 10 pH
Samples	Diverse*



*must be sufficient moisture for contact to be maintained between both electrodes

Datasheet

pH sensor S-302 PET 190 μm

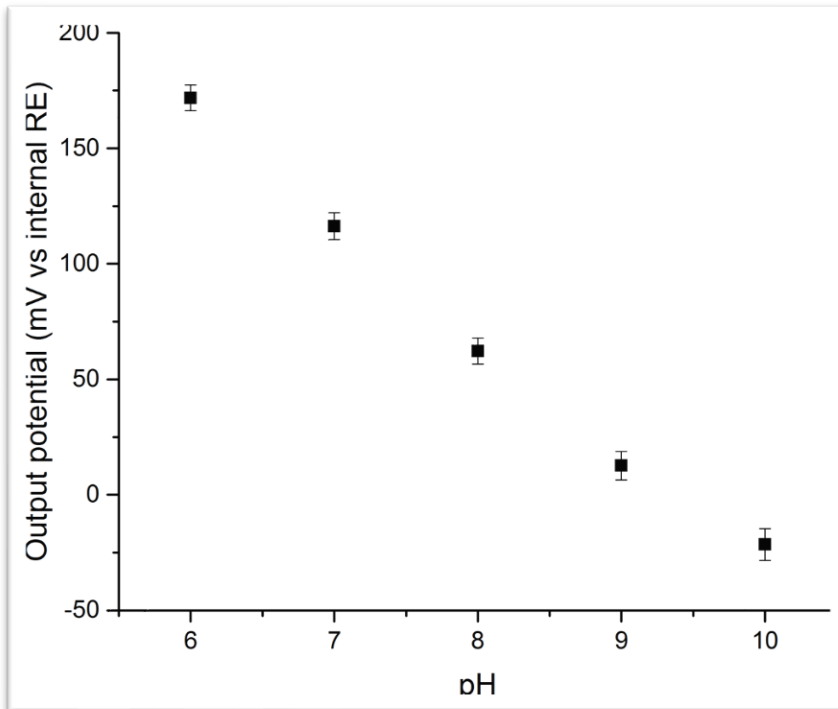


Fig.1 Output potential for sensors measured in different buffer solutions (no. sensors = 4)

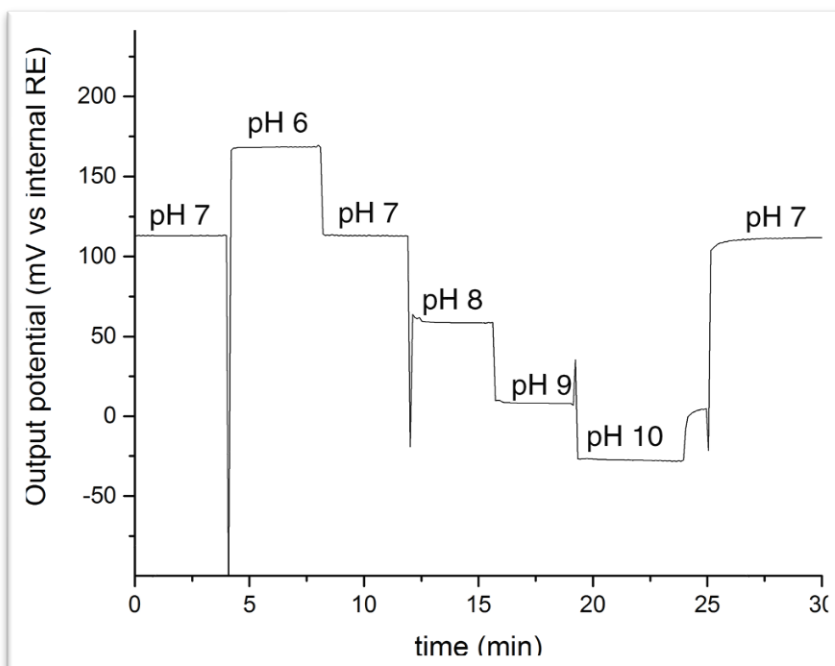


Fig.2 Example output reading for a single pH sensor

All mechanical dimensions are valid at 25 °C ambient temperature, if not differently indicated. All data except the mechanical dimensions only have information purposes and are not to be understood as assured characteristics. Technical changes without previous announcement as well as mistakes reserved. Load with extreme values during a longer period can affect the reliability. Typing errors and mistakes reserved. Product specifications are subject to change without notice.

Technology Readiness Level



TRL 0	TRL 1	TRL 2	TRL 3	TRL 4	TRL 5	TRL 6	TRL 7	TRL 8	TRL 9
Idea unproven concept no testing has been performed.	Problem Solving Core principles are explored and observed but no experimental proof available.	Concept Generation Concept & application have been explored.		Proof of concept Prototype Testing done on care mechanism and function	Rough Working-Prototype Tested in intended environment	Prototype Field Trials Tested in intended environment close to expected performance	Pre-Production Prototype Operating in operational environment at precommercial scale.	First Production Runs Manufacturing issues solved.	Full Commercial-Production Technology available for consumers.
<ul style="list-style-type: none"> • Concepts identified • Research carried out and refined • Technology development • Identify material concerns 	<ul style="list-style-type: none"> • Early indications of materials identified • Manufacturing feasibility determined • Manufacturing processes identified 	<ul style="list-style-type: none"> • Characteristics identified • Early supply chain assessment 	<ul style="list-style-type: none"> • Initial trade studies • Quality thresholds established 	<ul style="list-style-type: none"> • Assessed supply chain • BOM in development • Materials being tested • Demonstrate supply chain BOM Draft 	<ul style="list-style-type: none"> • Establish multiple sources • Pilot line builds validated • Materials proven Quality characteristics validated • BOM finalised 	<ul style="list-style-type: none"> • Continuous process improvements • Materials in control • Quality validated with LRIP articles • Make/buy supports 	<ul style="list-style-type: none"> • Monitor and manage all key characteristics at a Six Sigma level 	<p>Prior Consultancy Knowledge As a consultancy, having worked on successful solutions for many industries, the first 3 manufacturing readiness levels are tackled and kept in mind by our early sage product-development stages.</p>	<p>Manufacturing Management Applied Six Sigma to the production</p>
MRL 1	MRL 2	MRL 3	MRL 4	MRL 5	MRL 6	MRL 7	MRL 8	MRL 9	MRL 10

LEVEL EXIT CRITERIA



Manufacturing Readiness Level